



U.S. Army Armor School (USAARMS) Branch Orientation



Fort Benning, Home of the MCoE





Agenda



Fort Benning, Home of the MCoE

- Introduction
- What is the Armor Branch
- Platoon Leader Roles & Responsibilities
- Brigade Combat Teams - BCTs
- Platoons By BCT Type
- Branching Information – KSBs and HireVue
- ABOLC and Functional Schools
- Duty Assignment Locations

Intent:

Educate future Army Officers on the Armor Branch and ultimately better align Cadets with Army needs.



Armor Branch Introduction



Fort Benning, Home of the MCoE

The United States Army Armor Branch is the Combat Arm of Decision.

We are the premier mounted maneuver force comprised of the best trained, best led, best equipped, and **most lethal Tankers and Scouts in the world**. Soldiers first, we are **experts in the art of maneuver warfare; mounted and dismounted reconnaissance and security operations; and the employment of combined arms** and joint capabilities on the battlefield.

Armor and cavalry troopers thrive in conditions of ambiguity, uncertainty, and complexity; comfortable away from the main body-out front or on the flanks- and decisive when leading it. We operate with a mission command mentality always seeking opportunities to seize, retain, and exploit the initiative; creating and preserving freedom of action for our force while denying the enemy options.

Armor and cavalry leaders combine the superior capabilities of our equipment with the ingenuity of our Troopers to **find, fix, close with and destroy the enemies of our nation through combinations of mobility; precise, lethal, and overwhelming firepower; and devastating shock effect.**

Armor branch is a team of teams ready to fight and win anytime, anywhere, under any conditions of battle.

FORGE THE THUNDERBOLT!



19A Platoon Leader Roles and Responsibilities

Fort Benning, Home of the MCoE



ATP 3-20.98 & ATP 3-20.15

“The platoon leader is responsible for what the platoon does or fails to do, including tactical employment, collective training, administration, personnel management, and logistics. Successful platoon leaders handle this responsibility by planning, making timely decisions, issuing orders, assigning tasks, and supervising platoon activities.”

“The Platoon Leader must know each crewmember’s capabilities, and how to employ the platoon and it’s equipment.”

“Crews must be aggressive, and their tactics must reflect the tempo and intensity of maneuver warfare. The tank (scout) platoon provides capabilities that do not exist elsewhere in the U.S. Army, and the proper application of those capabilities ensures that it is a devastating force on the modern battlefield.”



ABCT – Armored Brigade Combat Team



Fort Benning, Home of the MCoE

The Role of the ABCT (FM 3-96)

*“The ABCT’s role is to **close with the enemy by means of fire and movement** to destroy or capture enemy forces, or to repel enemy attacks by fire, close combat, and counterattack to control land areas, including populations and resources. **The ABCT organizes to concentrate overwhelming combat power.** Mobility, protection, and firepower enable the ABCT to conduct offensive operations with great precision and speed.”*





Role of the Tank Platoon



Fort Benning, Home of the MCoE

ATP 3-20.15 Tank Platoon

*“The fundamental mission of the tank platoon is to **close with and destroy** the enemy. The platoon’s ability to **shoot, move, and communicate** while providing protection by the Abrams tank is a decisive factor on the modern battlefield. The tank platoon is capable of conducting offensive, defensive, and stability tasks to support unified land operations.”*





The ABCT Tank Platoon



Fort Benning, Home of the MCoE



Personnel	
Total PAX per Platoon	16
Abrams Per Platoon	4
Crewmembers	4x per Abrams - Tank Commander - Loader - Gunner - Driver

M1A2 SEP v3 – Abrams Main Battle Tank

Engine	1,500 hp turbine engine
Max Speed	45 mph
Operational Range	505 gal fuel capacity ~ 265 miles
Weight	73.6 tons

Armament	Combat Load	Effective Range
M256 – 120mm Main Gun	42 Rounds	4,990 m
M240 (x2) – 7.62mm Machine Gun	10,000 coaxial/1,400 loader	1,100 m
M2 – CAL .50 Machine Gun	900 rounds	1,830 m



Role of the Scout Platoon



Fort Benning, Home of the MCoE

ATP 3-20.98 Scout Platoon

“The scout platoon’s mission is to conduct reconnaissance and security (R&S) operations to answer the commander’s information requirements and provide early warning to the protected force.”

“Scout platoons are the eyes and ears of the commander. They conduct R&S missions in close contact with enemy organizations and civilian populations to allow maneuver commanders to seize, retain, and exploit the initiative and obtain a position of relative advantage.”





The ABCT Scout Platoon



Fort Benning, Home of the MCoE



Personnel	
Total PAX per Platoon	36
Bradley's Per Platoon	6
Crewmembers	3x per Bradley - Bradley Commander - Gunner - Driver
Dismounts	18

M2A3 BFV - Bradley Fighting Vehicle

Engine	Cummins VTA-903T 8-Cylinder Diesel (600hp)
Max Speed	41 mph
Operational Range	197 gal fuel capacity ~ 300 Miles
Weight	32 tons

Armament	Combat Load	Effective Range
M242 – 25mm Chain Gun	900 rounds (HE & AP)	3,000 m
TOW Anti-Tank Missiles	7 Missiles	3,750 m – 4,500 m
M240C - 7.62mm Machine Gun	2,200 rounds	1,100 m



SBCT – Stryker Brigade Combat Team



Fort Benning, Home of the MCoE

The Role of the SBCT (FM 3-96)

*“The SBCT is an expeditionary combined arms force **organized around mounted Infantry**. SBCT units operate effectively in most terrain and weather conditions. The role of the SBCT is to close with the enemy by means of fire and movement to destroy or capture enemy forces, or to repel enemy attacks by fire, close combat, and counterattack to control land areas, including populations and resources.*”





The SBCT Scout Platoon



Fort Benning, Home of the MCoE



Personnel	
Total PAX per Platoon	36
Stryker's Per Platoon	6
Crewmembers	3x per Stryker - Vehicle Commander - Gunner - Driver
Dismounts	18

M1126 Stryker Infantry Carrier Vehicle

Engine	350 hp
Max Speed	60 mph
Operational Range	53 gal fuel capacity ~ 310 Miles
Weight	16.42 tons

Armament	Combat Load	Effective Range
M2 – CAL .50 Machine Gun	2,000 rounds	1,830 m
MK-19 – 40mm Grenade Launcher	430 rounds	2,212 m

Other Variants: Dragoon (ICV-D) 30mm Main Gun & Stryker ICV-J CROWS Javelin



IBCT – Infantry Brigade Combat Teams



Fort Benning, Home of the MCoE

The Role of the IBCT (FM 3-96)

*“The IBCT is an expeditionary, combined arms formation optimized for **dismounted operations in complex terrain...** The IBCT can conduct entry operations by ground, airland, air assault, or amphibious assault into austere areas of operations with little or no advanced notice. Airborne IBCTs can conduct vertical envelopment by parachute assault. The IBCT’s dismounted capability in complex terrain separates it from other functional brigades and maneuver BCTs.”*



The IBCT Motorized Scout Platoon



Fort Benning, Home of the MCoE



Personnel	
Total PAX per Platoon	24
JLTV's Per Platoon	6
Crewmembers	3x per JLTV - Vehicle Commander - Gunner - Driver

JLTV - Joint Light Tactical Vehicle

Engine	340 hp V8 Turbo Diesel
Max Speed	70 mph
Operational Range	53 gal fuel capacity ~ 300-350 Miles
Weight	16,000 lbs

Armament

Tube-Launched, Optically Tracked, Wire-Guided Missiles with Improved Target Acquisition System (TOW ITAS), Remote Weapon System (RWS) Machine Guns, and Javelin missiles.



Brigade Combat Teams - BCTs



Fort Benning, Home of the MCoE

BCTs are the Army's primary combined arms, close combat force. All Armor Lieutenants are assigned to one of the three BCT types

Armor BCT

Organized to concentrate overwhelming combat power.

69% Active Duty Armor LTs
50% National Guard LTs

Stryker BCT

Mobile lethality, effective in most terrain.

13% Active Duty Armor LTs
6% National Guard LTs

Infantry BCT

Expeditionary combined arms... optimized for complex terrain.

18% Active Duty Armor LTs
44% National Guard LTs





FY22 PLATOON COUNT



Fort Benning, Home of the MCoE


ABCT

Armored Brigade Combat Teams



Tank Platoon

As a Platoon Leader and Tank Commander you are charged with the employment and maneuver of 4 Tanks and 16 Soldiers.



ABCT Scout Platoon

As a Scout Platoon Leader and Bradley Commander, you will own the Reconnaissance and Security mission for your Higher Headquarters with 6 BFVs and 36 Scouts.



SBCT

Stryker Brigade Combat Teams



SBCT Scout Platoon

As a Scout Platoon Leader and Stryker Commander, you will own the Reconnaissance and Security mission for your Higher Headquarters with 6 Strykers and 36 Scouts.



#GoArmor!

Armor Branch Information for Cadets

Armor Branching Webpage:

<https://vbo.army.mil/>

Armor Hotline eMail:

usarmy.benning.mcoe.mbx.armor-ocoa@army.mil

Armor Branch Proponent Officer:
706-545-6001


IBCT

Infantry Brigade Combat Teams



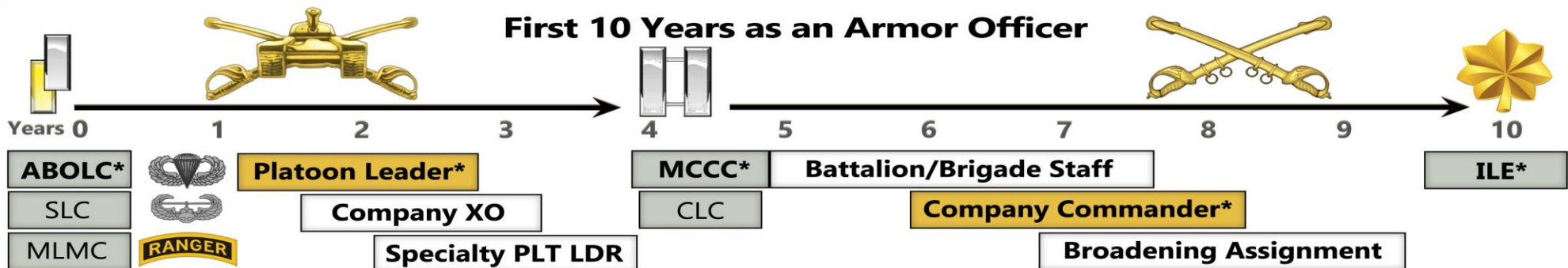
IBCT Scout Platoon

As a Scout Platoon Leader in an IBCT, you will own the Reconnaissance and Security mission for your Higher Headquarters with 6 JLTVs and 24 Scouts.



31 BCTs in the Army
11 ABCT, 13 IBCT, 7 SBCT

459 Total Platoons
219 Tank PLT & 240 Scout PLT



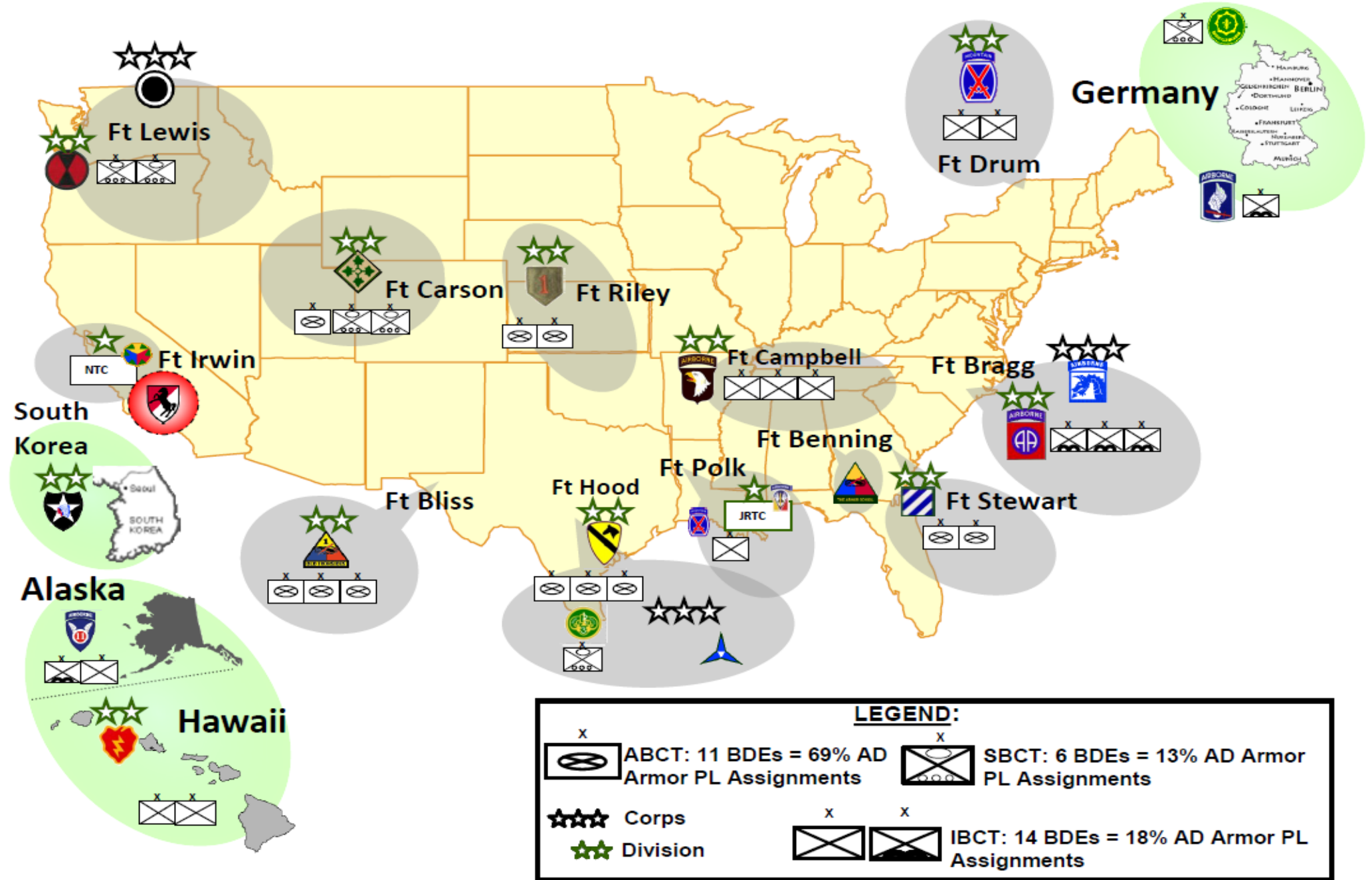
*Required ABOLC - ARMY BASIC OFFICER LEADER COURSE SLC - SCOUT LEADER COURSE MLMC - MANEUVER LEADER MAINTENANCE COURSE



Active Duty 19A Assignment Locations



Fort Benning, Home of the MCoE





FAQ: “How Can I Be Assigned Specifically to a Tank OR Scout Platoon?”



Fort Benning, Home of the MCoE

BLUF: In ABOLC you will submit a duty station “wish list”, where you will preference **duty locations**. Therefore, you should highly preference duty locations that have the BCT type and/or platform you are interested in.

ABCTs are the only units in the Army that have tanks. So, if you want to be a tank platoon leader, you should highly preference duty locations that have ABCTs.

Conversely, if you are more interested in conducting reconnaissance and security operations, you should consider highly preferencing SBCTs and/or IBCTs, since you will be assigned to the cavalry squadron.

Being assigned to an ABCT **WILL NOT** guarantee that you will be a tank platoon leader. However, ABCT cavalry squadrons are unique because they also have a tank company, and it is the only assignment in the Army that gives you an opportunity to be both a tank and scout platoon leader.

Being assigned to an SBCT or and IBCT **WILL** guarantee that you will be a scout platoon leader, since there are no tanks (yet) in these formations and you will be assigned to the cavalry squadron.







ARNG 19A Assignment Locations



Fort Benning, Home of the MCoE



LEGEND

-  ABCT Maneuver Formation
-  IBCT/SBCT Cavalry Squadron
-  Multiple BCT Force Structure
-  Regional Training Institute w/CMF 19 POI



Armor Basic Officer Leader Course - ABOLC



Fort Benning, Home of the MCoE

Purpose: Develop lieutenants into tactically and technically proficient, self-confident, and adaptive Armor platoon leaders, capable of leading Armor and Cavalry formations, ready to lead teams in solving complex problems.





ABOLC Schedule



Fort Benning, Home of the MCoE

Block I - Foundation

DAY 1-5 In-Process 350-1 Training	DAY 6-14 Marksmanship IWQ LAND NAV	DAY 15-17 350-1 & Drivers Training
--	--	--

Administrative & Individual Skills
Gunnery Skills
Doctrine
Tactical Application & Field Training

Block II - Technical

DAY 18-25 Gunnery Fundamentals PMCS	DAY 26-29 AGTS GST	DAY 30-38 LFAST Tank LFX Combatives	DAY 39-41 Recovery
---	---------------------------------	---	------------------------------

Block - III Tactical I

DAY 42-49 Doctrine Foundation Offense Fund.	DAY 50-51 OPORD 1 PLT CCTT Battle Lab	DAY 52-56 OPORD 2 Defense Fund. PLT CCTT	DAY 57-61 OPORD 3 MTC Fund. PLT CCTT	DAY 62-66 Gate OPORD TRP/CO CCTT
---	---	--	--	--

Block IV - Tactical II

DAY 67-68 STX Prep	DAY 69-72 Crew/Section STX	DAY 73-85 PLT STX Armor PE	DAY 86 CO/TRP STX	DAY 87-91 Recovery	DAY 87-91 Out-process Graduation
------------------------------	---	---	--------------------------------	------------------------------	---



Scout Leaders Course - SLC



Fort Benning, Home of the MCoE

Purpose: Train leaders to master the fundamentals of Reconnaissance and Security, gain a better understanding of the Commander's Critical Information Requirements, and methods to employ supporting assets while maneuvering a scout platoon in a combined arms formation.



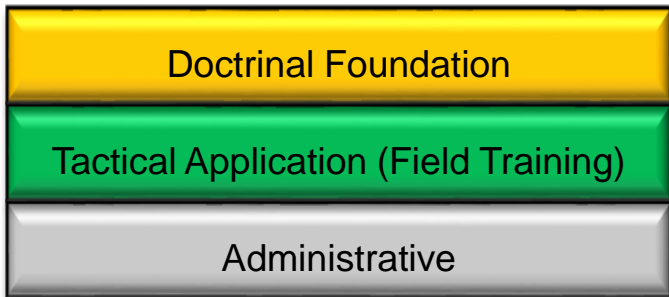


Scout Leaders Course Map



Fort Benning, Home of the MCoE

DAY 0 Billeting Required Reading & HW	DAY 1 In-Process & PLT TASK ORG	DAY 2 Intro to TLPs IPB (Steps 1 & 2)	DAY 3 IPB (Steps 3 & 4) ICM/Sensors Overview	DAY 4 SOM: RECON Missions	DAY 5 SOM: Security Missions	Recovery DONSA
DAY 6 AGO/IDF Sustainment Time MGMT	DAY 7 Briefing Strategy OPORD 1 DROP	DAY 8 OPORD 1 EVAL OPORD 2 DROP	DAYS 9 - 11 FTX Forms of Reconnaissance IBCT (Dismounted Missions) Reinforce Individual Soldier Tasks & Skills			DAY 12 OPORD 2 Study Hall
DAY 13 OPORD 2 EVAL	DAY 14 - 15 FTX Reconnaissance & Security SBCT/IBCT (Walk to Crawl Phase)		DAY 16 - 17 FTX ZONE RECON ABCT (Walk to Crawl Phase)		DAY 18 Field OPORD	Recovery DONSA
DAYS 19 - 21 FTX Culminating Exercise Platoon Level Execution Final Evaluations			DAY 22 ENDEX Recovery	DAY 23 AAR Out-Process Graduation		





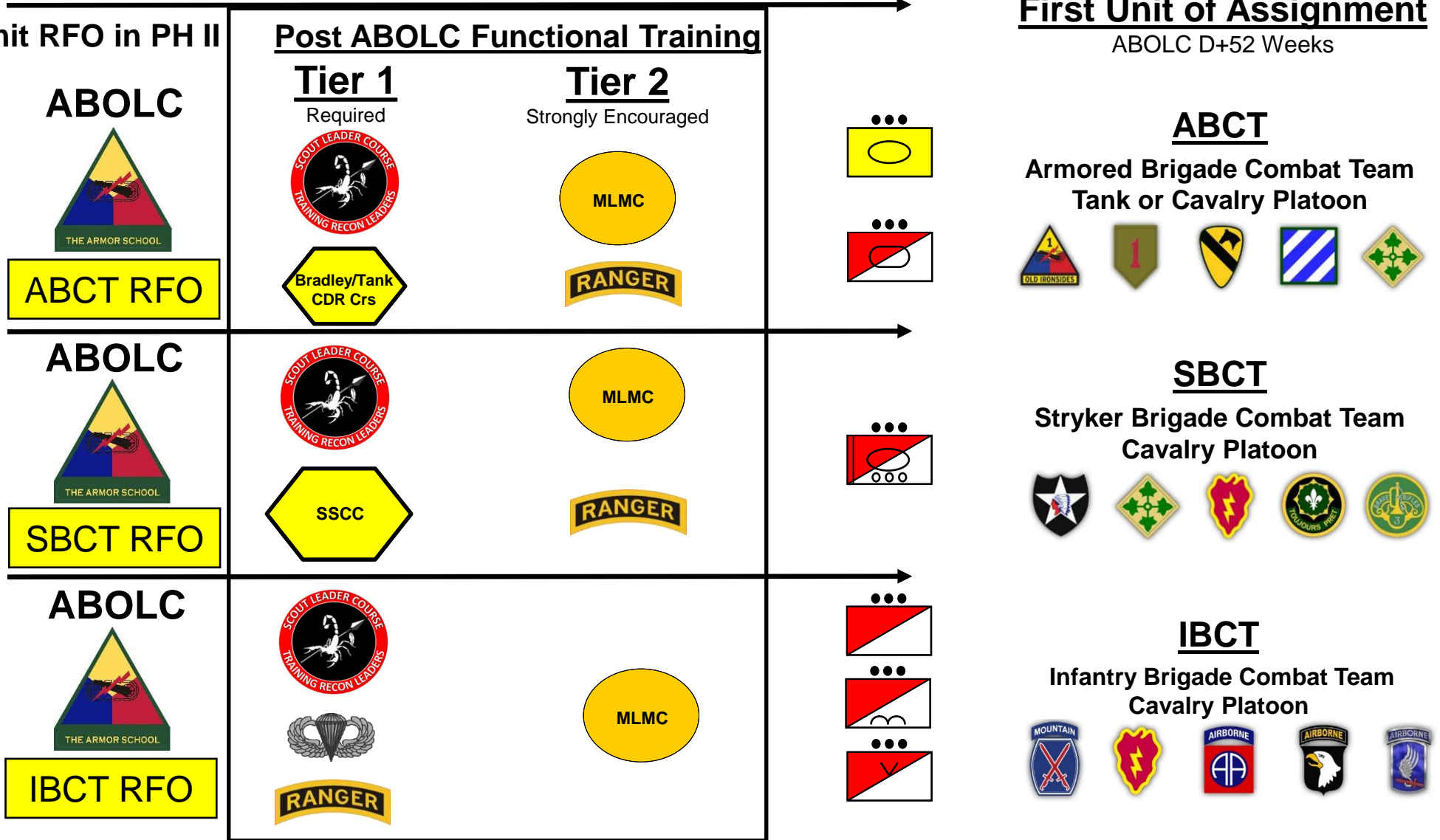
ABOLC Assignment Training Strategy



Fort Benning, Home of the MCoE

12 months TOS at Fort Benning

*Unit RFO in PH II



- SLC takes priority over other courses.
- Priority may change due to course availability.

Legend

SLC: Scout Leaders Course
 SSCC: Stryker Scout Commanders Course
 MLMC: Maneuver Leader Maintenance Course



FAQ: “What Skills are Transferrable to a Civilian Career After the Army?”



Fort Benning, Home of the MCoE

You will have the soft skills and leadership skills necessary to transition into civilian management roles in a variety of professions.

- Ability to lead cross-functional teams.
- Achieves mission success in a time and resource constrained environment.
- Project – Time – People – Administrative management capabilities.
- Effective and assertive communication.
- Ability to perform under pressure.

Earning an advanced degree during, or immediately following, your time in service is a good course of action.

Advanced Civil Schooling	USMA Instructor	Post 9/11 GI Bill
<ul style="list-style-type: none"> - Post Command CPT - Fully funded graduate degree as a full time student with ADSO upon graduation. 	<ul style="list-style-type: none"> - Post Command CPT - Fully funded graduate degree as a full time student with assignment as USMA instructor upon graduation. 	<ul style="list-style-type: none"> - After release from active duty. Provides full tuition and BAH to state universities.



FAQ: “Can You Explain Branch Detail Opportunities?”



Fort Benning, Home of the MCoE

Branch detailed officers serve their first four years in a “recipient” combat arms branch as a Platoon Leader/Executive Officer. After those four years, they will then attend their secondary (donor) branch Captains Career Course and continue their career in this secondary branch, such as Military Intelligence, Signal Corps, Transportation, etc.

As a cadet, you need to engage with the donor branches and recipient combat arms branches in order to determine if you are personally interested in both, and if you would be considered a strong candidate from both branch’s perspective.

Volunteering for branch detail is a very positive characteristic for those seeking high volume “donor” branches (MI, AG, SC). In previous years, cadets indicating a desire to branch detail were more likely to get their donor branch of choice.

Military Intelligence branch detailed to Armor is perhaps the best pairing in the Army...



FAQ: “What’s a Day Like as an Armor PL?”



Fort Benning, Home of the MCoE

Well, it depends... But here are a few themes while in garrison.

Daily Sync Meeting

0600

- Daily sync meeting to go over the priorities of work for the day/week.
- Audience: CO, 1SG, XO, PLs, PSGs, Supply/HQ/Mortar Section SGTs.

PT

0630 – 0730/0800

- Platoon Leader will plan, prepare, execute, and assess all PT plans.

Duty Day

0900/0930 – UTC (Until Complete)

- **Motor Pool Monday:** BN/SQDN formation in the motor pool prior to executing weekly PMCS (Preventative Maintenance, Check, and Services) and other maintenance priorities of work.
- **Individual Soldier Skills:** PLs plan and NCOs execute individual Soldier task training. Example: Marksmanship, Combat LifeSaver, Land NAV, Vehicle Identification.
- **Crew Tasks & Proficiency:** Gunnery skills training prior to gunnery skills test. Example: Platform simulator training, chair drills, additional maintenance.
- **Collective Task LPD:** CO/TRP or BN/SQDN led training on how to conduct collective tasks. Example: Conduct a Zone Reconnaissance, Establish a Hasty Defense, Dismount TM LFX
- **Pre-Deployment/Field Operations OR Post-Deployment/Field Recovery:** Example: More maintenance, wash rack, and generally cleaning
- **Various Administrative and Additional Duty Tasks** Example: Property inventories, 350-1 training, IO (Investigating Officer)



FAQ: “What’s the Work-Life Balance Like in the Armor Branch OR Combat Arms?”



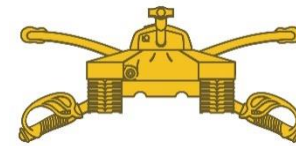
Fort Benning, Home of the MCoE

Q1 (OCT-DEC)	Q2 (JAN-MAR)	Q3 (APR-JUN)	Q4 (JUL-SEP)
Weapon Qualification	Holiday Block Leave	Deployment OPS Execute CTC Rotation	Summer Block Leave
Gunnery Skills Training and Testing	CCTT Simulators		Equipment Inventories
Drivers Training	BDE STX		Pre-Deployment OPS
PLT/CO STX			Deployment Pack-out
Gunnery	CO/TRP LFX & CALFEX		Redeployment OPS
	Recovery	Rail OPS	
	CTC Pre-Deployment OPS	Annual Services & Maintenance	
Recovery	CTC Pack-out		DEPLOY
Holiday Block Leave	Rail OPS	Summer Block Leave	

LEGEND	Garrison OPS	Home Station Field OPS	CTC/Deployment	Block Leave Period
---------------	--------------	------------------------	----------------	--------------------



Armor



Year Group 2023



Fort Benning, Home of the MCoE

INTELLIGENCES: Bodily-Kinesthetic, Interpersonal, Spatial

KNOWLEDGE: The Armor branch desires officers with academic backgrounds that span the entire spectrum of disciplines and majors offered at our nation's undergraduate institutions. Broad individual experiences contribute to the success of the branch.

- **RELEVANT EDUCATION / EXPERIENCE:** Leadership role in team athletics; Cadet Troop Leading Time / Leader Development Time (CTLT / CLDT) with Tank / Scout PL; Company / Troop CDR; Armor or Basic Training/OSUT units; Staff Officer (not all inclusive). Prior enlisted time in a Maneuver branch.
- **RELEVANT TRAINING / CERTIFICATIONS:** Scout Leaders Course; Bradley Commander and Gunner Course; Stryker Scout Commander Course; Ranger; Airborne; Air Assault; Maneuver Leader Maintenance Course.

SKILLS: Armor officers are leaders of teams who are experts in combined arms, reconnaissance, and security operations. They possess the technical and tactical competence, social and cultural awareness, and oral and written communications skills needed to cultivate trust, and teamwork. Armor officers are responsible for training their units for combat to defeat lethal, adaptive enemies in all types of terrain. Armor officers lead their tank formations, closing with and destroying the enemy, as well as lead scouts conducting reconnaissance and security. They are physically fit and mentally tough, prepared to succeed under the most adverse conditions. They are leaders who possess a flexibility of mind, able to utilize multiple technologies to devise solutions to complex and dynamic challenges. Armor officers are comfortable making decisions in ambiguous environments, developing courses of action, determining and mitigating risks, then precisely and effectively communicating plans to accomplish the task or mission.

BEHAVIORS: (In addition to foundational)

Results Oriented

Cooperation/Teamwork

Initiative

Problem Solving

Self-aware

TALENT PRIORITIES:

1. **INNOVATIVE:** Creative, inquisitive, and insightful. Easily identifies new solutions and catalyzes change.
2. **MULTI-TASKER:** Rapidly processes and prioritizes multiple demands simultaneously. Takes appropriate action.
3. **PRUDENT RISK TAKER:** Acts boldly yet maintains appropriate focus upon persona, Soldier, and unit safety.
4. **TECHNOLOGICALLY ADEPT:** Understands and comfortably uses the latest technologies.
5. **COMMUNICATOR:** Precise, efficient, and compelling in both written and spoken word.
6. **PROBLEM SOLVER:** Able to choose between best practices and unorthodox approaches to reach a solution. Accomplishes the task.



HireVue Overview



Fort Benning, Home of the MCoE

HireVue enables you to fill resume gaps and indicate to the board that you are interested in the Armor branch. In FY22, AR branch was the second most interviewed for branch. (~1800 interviews submitted)

Be prepared for behavior-based interview questions with STAR stories.




SITUATION

Describe the event or situation. Set the scene and give the necessary details of your example.



TASK

Describe what your responsibility was in that situation or the task you had to complete.



ACTION

Explain the steps you took to address the situation or task.



RESULT

Share what outcomes your actions achieved.



HireVue Questions



Fort Benning, Home of the MCoE



- ✓ Tell us about yourself.



- ✓ Describe a time when you identified and implemented a new, innovative solution to a problem.



- ✓ Describe a time you had multiple competing priorities, projects, or tasks with constrained resources or time.



- ✓ Tell us about a time you faced a legal, moral, or ethical dilemma and how you worked through it.
 - ✓ If you haven't had an experience like this, describe to us how you have developed your own moral compass, and how you intend to help your platoon develop theirs.



HireVue Tips



Fort Benning, Home of the MCoE

1. Prep the Battlefield

- ✓ Ensure the recording area has good lighting, a clear background, and position your camera at eye level for a professional look. Control as many variables as you can.

2. Choose the Right Equipment

- ✓ Utilize an external webcam and microphone to make the best quality interview.

3. Display a Strong Military Bearing

- ✓ Being in uniform is NOT required. However, dressing professionally and sitting up straight are two simple examples of how to demonstrate self-confidence.

4. Conduct RXLs (Rehearsals)

- ✓ Research each branch, take notes, conduct a mock interview alone or with a friend, and be prepare responses to behavior based questions. First impressions matter.

5. Avoid Distractions

- ✓ Mute notifications on your devices, put a note on your door, and inform your roommates (or your pets) you need some quiet time.

6. Be Friendly

- ✓ Smile! Avoid fidgeting and make direct eye contact with the webcam.

7. First Impressions Matter

- ✓ Crush the first question. Practice all of the tips above to ensure a good first impression.

8. Engage Early and Consider Following-Up

- ✓ Complete your interviews early and follow up directly with the branch proponent teams is a good way to signal your interest in the branch. It may also help with name recognition when the board convenes.



FAQ: “How Can I Earn a Most Preferred Rating From Armor Branch?”



Fort Benning, Home of the MCoE

- 1. Submit True Branch Preferences** – If AR is your #1, it should be ranked as such in your submitted preferences. Cadet preference is heavily weighted in the final board.
 - a) NOTE: You will receive your branch ratings of Most Preferred, Preferred, or Least Preferred and have the opportunity to shift your preferences prior to the final board.
- 2. PMS/APMS/Cadre Comments** – Comments should be specific to your #1 branch choice. Comments may include past/current performance, as well as aptitude or future ability to excel in an assignment.
 - a) For example, “Jake is a top 20% cadet at the Gopher BN and ideal candidate for the Armor Branch. He is ready to be a tank/scout platoon leader. He is the embodiment of the Armor talent priorities and exudes the traits necessary to lead the combat arm of decision. Must select for Armor Branch, send to ABOLC immediately.”
- 3. Talk About Armor** – Literally... Just using the word “Armor” in your narrative and/or in the PMS comments will highlight your name utilizing conditional formatting. Tell a compelling story as to why Armor is your #1 and why you’re an excellent fit for the job and culture.
- 4. Volunteer for a BRADSO**
 - a) Putting AR as Preference #1, and then AR w/BRADSO as #2, is the strongest signal to the board about your desire to branch Armor. In this case, if only BRADSO allocations are left in the branch....a cadet who is willing to BRADSO with a preference AR w/BRADSO, even with a “Preferred” rating, may be prioritized over a cadet who is unwilling to BRADSO but as a “Most Preferred” rating.
- 5. Volunteer for Branch Detail.**



Contact Info



Fort Benning, Home of the MCoE

CPT Rebecca Votino

Cell Phone: (843) 338-6883

Email: Rebecca.j.votino.mil@army.mil

Proponent Office Phone: (706) 545-6001

Armor Hotline Email:

usarmy.benning.mcoe.mbx.armor-ocoa@army.mil



Social Media Accounts



Fort Benning, Home of the MCoE

Organization	Facebook & Instagram
USAARMS	U.S. Army Armor School  @armorschool 
ABOLC	U.S. Army Armor Basic Officer  Leader Course @armor_officer_course_216_cav 
SLC	Scout Leader Course – SLC 



USAARMS Branching Website



Fort Benning, Home of the MCoE



<https://www.benning.army.mil/Armor/Cadet-Branching>



Questions



Fort Benning, Home of the MCoE

